

# CONSUMER STUDIES

## GRADE 9

### SKILLS TEST 1/2/3

### OPTION: FOOD PRODUCTION



<http://www.gezond-vs-junk-food-geisoleerd-ongesonde-levens-stijl.com>

**TOTAL: 20**





## Practical Skills Test 2

### Sustainability and Waste Management

1. Look at the following kitchen waste and answer the questions that follow.

				
Old grater	Empty dish wash liquid bottle	Broken glass	Empty food tins	Empty cereal box
				
Cardboard box	Egg shells	Empty milk container	Empty flour bag	Banana peel
				
Empty baking powder tin	Empty jam jar	Wilted lettuce	Plastic bag	Empty tomato sauce bottle

1.1 Place the kitchen waste in the correct bin by writing the words in the correct block below:

KITCHEN WASTE				
RECYCLING BINS				

(12)

1.2 Describe how you can use the organic waste (egg shells, wilted lettuce and banana peel).

(1)

1.3 Choose any two waste products from the examples given and explain how you would reuse them.


\_\_\_\_\_  
\_\_\_\_\_  
(2)

2. Design packaging for selling biscuits in. Try to meet all the requirements/criteria according to the assessment grid below. Draw or paste pictures/photos of the packaging in the space provided.

CRITERIA	MARK
1. Safe and Hygienic	/1
2. Economical	/1
3. Transparent	/1
4. Suitable for the type of product	/1
5. Strong enough to protect the product	/1
6. User-friendly	/1
7. Attractive	/1
8. Creative and Innovative	/1
9. Eco-friendly / biodegradable / reusable / recyclable	/1
10. Neatly designed	/1
<b>TOTAL</b>	<b>10/2 = 5</b>

[20]

**Design packaging for biscuit:**







## Practical Skills Test 2 – Marking Guideline

### Sustainability and Waste Management

1. Look at the following kitchen waste and answer the questions that follow.

				
Old grater	Empty dish wash liquid bottle	Broken glass	Empty food tins	Empty cereal box
				
Cardboard box	Egg shells	Empty milk container	Empty flour bag	Banana peel
				
Empty baking powder tin	Empty jam jar	Wilted lettuce	Plastic bag	Empty tomato sauce bottle

1.1 Place the kitchen waste in the correct bin by writing the words in the correct block below:

<b>KITCHEN WASTE</b>	Cardboard box ✓ Empty flour bag ✓ Empty Cereal box ✓	Old grater ✓ Empty baking powder tin ✓ Empty food tins ✓	Empty dish wash liquid bottle ✓ Empty milk container ✓ Plastic bag ✓	Empty jam jar ✓ Broken glass ✓ Empty tomato sauce bottle ✓
<b>RECYCLING BINS</b>				

(12)

1.2 Describe how you can use the organic waste (egg shells, wilted lettuce and banana peel).

Organic waste like egg shells, wilted lettuce and banana peels can be turned into a compost heap and used to fertilise your garden.

(1)

1.3 Choose any two waste products from the examples given and explain how you would reuse them.

**Any two:**

- Old kitchen utensils can be used as ornaments.
- Old boxes can be used for kids to play with – box houses.
- Empty glass bottles and jars can be reused to store things in.
- Reuse plastic bags at shops, don't buy new bags.
- Empty plastic bottles and their lids can be given to preschools to do arts and crafts with.
- Tins can be used to plant plants in.



(2)

2. Design packaging for selling biscuits in. Try to meet all the requirements/criteria according to the assessment grid below. Draw or paste pictures/photos of the packaging in the space provided.

Teacher uses the Assessment Grid below to evaluate the learners' packaging:

CRITERIA	MARK
1. Safe and Hygienic	/1
2. Economical	/1
3. Transparent	/1
4. Suitable for the type of product	/1
5. Strong enough to protect the product	/1
6. User-friendly	/1
7. Attractive	/1
8. Creative and Innovative	/1
9. Eco-friendly / biodegradable / reusable / recyclable	/1
10. Neatly designed	/1
<b>TOTAL</b>	<b>10/2=5</b>

[20]



Design packaging for biscuit – Example:

